

QSFP+ 150m transceiver | Cisco Compatible 40G SR4 Ethernet

Designed for OEM networks such as Cisco, HP, Juniper, Brocade, Alcatel etc.

Datasheet

QSFP+ Optical Transceiver Product Features

- Exclusive Japanese OSAs for Ultimate Reliability
- 40GBASE-SR4 40G Ethernet 2.2dB QSFP+
- 150m SR4 QSFP+ for MMF @ 40Gbps
- 850nm VCSEL+PIN Laser 150m QSFP+
- 0°C - 70°C Temperature - Extended/Industrial Available
- 2-Wire Interface Digital Diagnostic Monitoring (SFF-8724)
- Hot-swappable for QSFP+ LC ports
- Extended 2 Years Warranty
- Tested and Certified in Brand Specific Networks and Target Applications
- Assembled Using Highest Quality Raw Components
- Compliant with QSFP+ MSA & ROHS

PQSP-40GT85M150



Applications

- 40GBASE-SR4 Ethernet
- 40GBE and 10GBE interconnects
- 40G Telecom connections

Description

Platinum OEM Series PQSP-40GT85M150 is a Cisco Compatible Duplex 40GBASE-SR4 40G Ethernet QSFP+ transceiver designed for long distance optical communications up to 150m with signaling rates up to 40Gbps.

OptoSpan Platinum OEM Series 40Gbps Duplex optical transceivers have undergone rigorous qualification and certification testing to provide End-to-End Compatibility using switching equipment from CISCO, BROCADE, JUNIPER, ALCATEL, HP (select models), NORTEL, EMC, QLOGIC and other OEMs.

All OptoSpan Platinum OEM Series long-reach QSFP+ s are ROHS compliant, allow for real-time diagnostic monitoring as per SFF-8472 and designed to meet Multi-Source Agreement (MSA) standards for Duplex transceivers with LC interface.

Optical Budget Calculation for 150m Platinum OEM QSFP+ Optical Transceiver

PQSP-40GT85M150	Distance: 150m				Fiber: 850nm MMF	
	Tx Min dBm	Tx Max dBm	Rx Min dBm	Rx Max dBm	Link Attenuation dB	Power Budget dB
Product Specifications	-7.6	2.4	-5.4	2.4		
Optical Calculation Results						2.2

QSFP+ 150m transceiver | Cisco Compatible 40G SR4 Ethernet

General Specifications

Parameter	Unit	Min.	Typ.	Max
Absolute Maximum Ratings				
Maximum Supply Voltage	V	-0.5		3.6
Storage Temperature	°C	-40		+85
Case Operating Temperature	°C	0		+70
Recommended Operating Condition				
Supply Voltage	V	3.15	3.3	3.465
Supply Current	mA			475
Data Rate	Gbps		41.25	

Electrical Characteristics

Parameter	Unit	Min.	Typ.	Max
Transmitter				
Differential Input Voltage Swing	mVpp			
Input Differential Impedance	ohm	85	100	115
Transmit Disable Voltage - High	V	2.0		Vcc+0.3
Transmit Disable Voltage - Low	V	0		0.8
Transmit Fault Voltage - High	V	2.4		Vcc+0.3
Transmit Fault Voltage - Low	V	0		0.8
Receiver				
Differential Output Voltage Swing	mVpp			
Differential Output Impedance	ohms	85	100	115
LOS Output Voltage - High	V	2.4		Vcc+0.3
LOS Output Voltage - Low	V	0		0.8

QSFP+ 150m transceiver | Cisco Compatible 40G SR4 Ethernet

Optical Characteristics

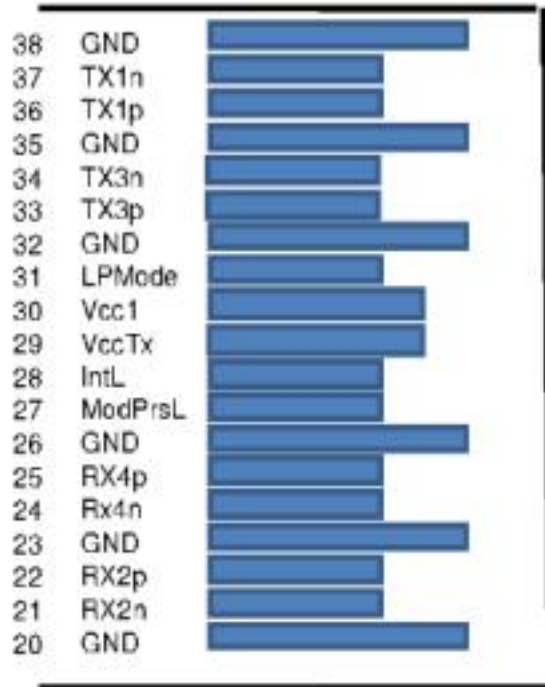
Parameter	Unit	Min.	Typ.	Max
Transmitter				
Output Optical Power	dBm	-7.6		2.4
Optical Extinction Ratio	dB	3		
Optical Wavelength	nm	840	850	860
Spectral Width	nm			
Side Mode Suppression Ratio	dB			
Receiver				
Optical Center Wavelength	nm	840	850	860
Receiver Sensitivity @	dBm	-5.4		2.4
LOS DE-Assert	dBm			-7.5
LOS Assert	dBm	-30		

Laser Safety

This is a class 1 Laser Product according to IEC 60825-1:1993:+A1:1997+A2:2001. This product complies with 21 CFR 1040.10 and 1040 except for deviations pursuant to Laser Notice No. 50, dated July 26, 2001.

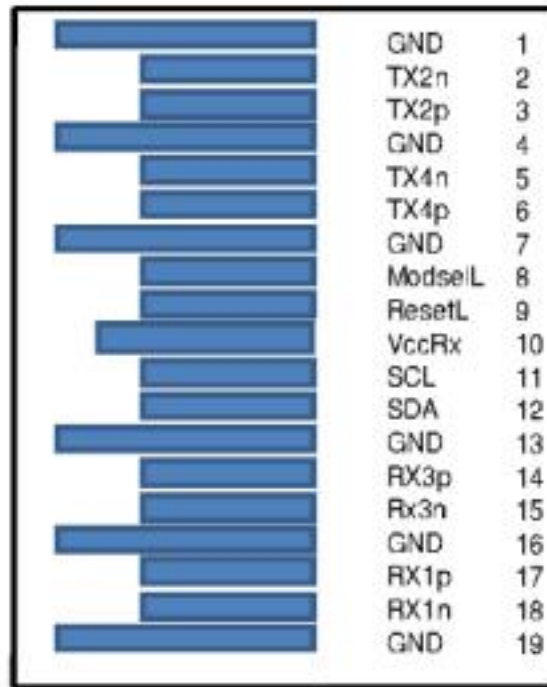
QSFP+ 150m transceiver | Cisco Compatible 40G SR4 Ethernet

PIN Layout



Top Side
Viewed From Top

Module Card Edge

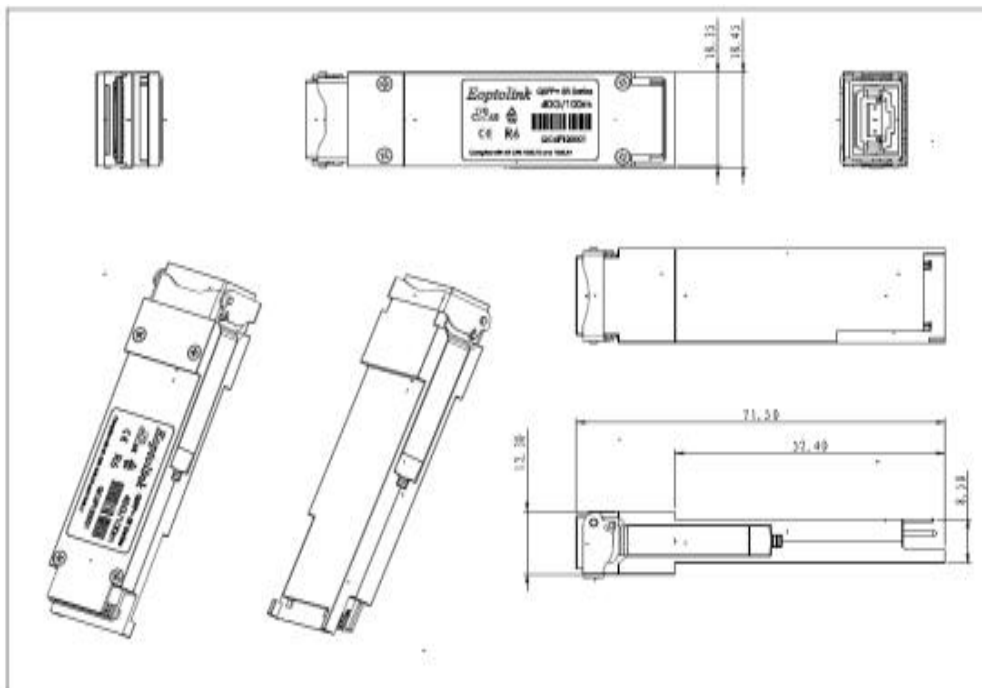
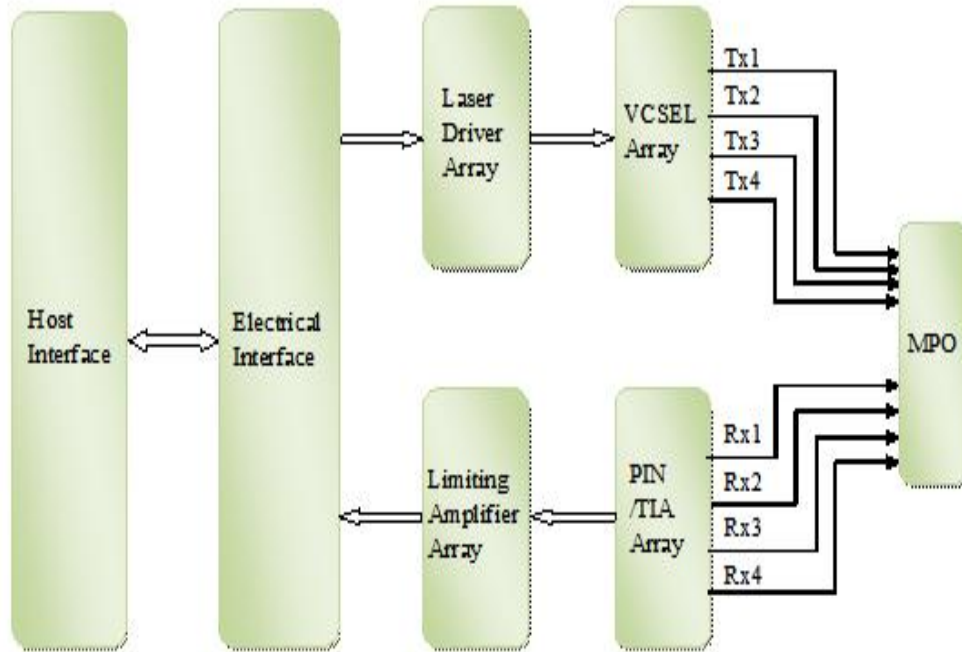


Bottom Side
Viewed From Bottom

QSFP+ 150m transceiver | Cisco Compatible 40G SR4 Ethernet
PIN Functions

Pin #	Name - Description
1	Contact OptoSpan for detailed pin layout.
2	
3	
4	
5	
6	
7	
8	
9	
10	
11	
12	
13	
14	
15	
16	
17	
18	
19	
20	
21	
22	
23	
24	
25	
26	
27	
28	
29	
30	

QSFP+ 150m transceiver | Cisco Compatible 40G SR4 Ethernet
Mechanical Layouts



Optospan reserves the right to make changes or to discontinue any optical product or service without any notice. Applications and features described herein are for illustrative purposes only. Optospan makes no representation of warranty that such applications or features will be suitable for any specific use or compatibility without further testing or modifications. Not responsible for typographical errors.